


Plant Models

Topseller Plant Models



Article no:MOD-DICOT
PHYWE Dicot stem structure, model



Article no:MOD-LEAF
PHYWE Leaf structure, model



Article no:MOD-MONOCOT
PHYWE Monocot stem structure, model



Article no:SOM-B05-1
Apple flower, enlarged 10 times



Article no:SOM-B05-2
Apple Flower - Ovary in Cross Section

All items for Plant Models

Filter

Recommended



Article no:MOD-MONOCOT
PHYWE Monocot stem structure, model



Article no:MOD-LEAF
PHYWE Leaf structure, model



Article no:SOM-B05-16/1
Plant Cell



Article no:SOM-B05-3
Apple Flower - Ovary in Longitudinal Section



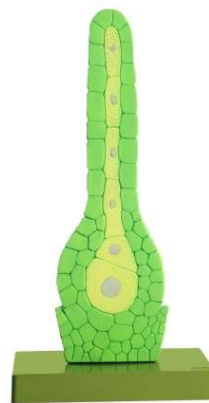
Article no:SOM-B05-4/10
Model of Hazelnut Pollen Grain



Article no:SOM-B05-14/1
White Mould



Article no:SOM-B05-14/2
Liverwort



Article no:SOM-B05-14/3
Liverwort



Article no:SOM-B05-14/4
Horsetail



Article no:SOM-B05-15/1
Salvia Pratensis, Flower



Article no:SOM-B05-15/2
Garden Tulip, Flower



Article no:SOM-B05-15/3
Tulip Bulb



Article no:SOM-B05-15/4
Smelling Primrose



Article no:SOM-B05-15/5
Earlet of Rye



Article no:SOM-B05-15/6
Real Camomile




Article no:SOM-B05-15/7
Model showing Germination



Article no:SOM-B05-15/10
Example of a not united Perianth of an Angiosperm Flower



Article no:SOM-B05-15/14
Willow Flower, Male and Female



Article no:SOM-B05-15/14-A
Willow Catkin



Article no:SOM-B05-15/15
Pea Flower



Article no:SOM-B05-15/16
Pea Pod



Article no:SOM-B05-15/20
Buttercup, Flower and Fruit



Article no:SOM-BOS-15/20-A
Buttercup Flower



Article no:SOM-BOS-15/20-B
Buttercup Fruit



Article no:SOM-BOS-15/31
Pine Female



Article no:SOM-BOS-15/31-1
Pine Cone Scale



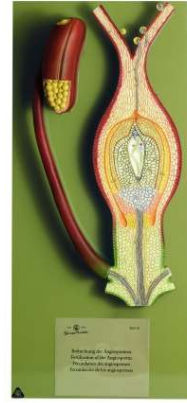
Article no:SOM-BOS-17
Deciduous Leaf



Article no:SOM-BOS-17/3
Maize Leaf in Longitudinal and Cross Section




Article no:SOM-B05-18
Model of a Wheat Grain as an Example of a Caryopsis



Article no:SOM-B05-19
Fertilisation of the Angiosperms



Article no:SOM-B05-20/2
Root Tip of a Monocotyledonous Plant in Longitudinal and Cross Section



Article no:SOM-B05-21
Anatomical Structure of Pine Wood



Article no:SOM-B05-21/2
Needle Leaf of the Austrian pine



Article no:SOM-B05-22
Open Collateral Vascular Bundle of a Dicotyle Plant



Article no:SOM-B05-22/3
Section through the Peripheral Part of a Monocotyle Stem




Article no:SOM-B05-22/4-E
Section through the Stem of a one Year Old Dicotyle Plant



Article no:SOM-B05-22/5-E
Young Root of the Buttercup



Article no:SOM-B05-22/6
Cross Section through the Peripheral Part of the Stem of the Creeping Buttercup



Article no:SOM-B05-22/7
Root of Shallot Bulb



Article no:SOM-B05-23
Amanita Phalloides